

# Solutions that keep direct mail moving

Direct Mail Solutions  
Product Catalog 2009



## Table of contents

	<b>New</b>
04	Flexible Inkjet Transport
	<b>Inserters</b>
07	FlowMaster® RS Flex
	<b>Product Attaching Systems</b>
11	Product Attaching Systems AT2/AT3
12	Pitney Bowes OnePass™ Solution
	<b>Feeders</b>
14	FeedMAX® Series
15	Force Flex
16	Ink Jet Feeder Series
17	Multi-Purpose Feeder Series
18	Packaging Feeder Series
19	Add-A-Station Feeders
20	Replace-A-Station Feeders
21	Pick & Place
	<b>Transports &amp; Integrated Accessories</b>
23	Plow Fold
24	Flexible Bindery Interface
25	Tabber
26	Conveyors
27	Bump Turn
28	Belt Turnover
29	Stands

Sure Feed Engineering is now  
Pitney Bowes Direct Mail Solutions.

From inserters, feeders and product attaching systems to transports and integrated accessories, Pitney Bowes continues to create and provide world-class products that can help you be productive, flexible and competitive to help meet your customer's growing demands.

Pitney Bowes Direct Mail Solutions — renewed commitment to products, services and most importantly, you!

**“We can't afford to be reactive — we need to be able to offer more sophisticated services, and help our clients stay ahead. With Pitney Bowes, we can advance that much smarter.”**

Jim Gill, Co-owner,  
XCEL Graphics

## Flexible Inkjet Transport (FIT)

Transport material with flexibility



Pitney Bowes introduces the Flexible Inkjet Transport, a new line of competitively priced vacuum base tables that can help add new services to your customer offering while streamlining operations and increasing efficiency. This solution allows your organization the ability to easily add printing, scanning and labeling capabilities for envelopes, collations, postcards and other printed material.

The Flexible Inkjet Transport was created to present great flexibility, offering multiple configuration options that help meet the changing needs of your business. Originally designed to be compact to support businesses with space constraints, the Flexible Inkjet Transport can be constructed to either expand or contract in size based on your individual requirements. As your business needs change, so can this system. Feel confident that you've chosen a system that will offer longevity.

The Flexible Inkjet Transport can be placed inline with our FlowMaster® RS Flex inserting system to improve processes and mail piece integrity or remain as a standalone module.

### Get more out of the system — a full range of print options

The Flexible Inkjet Transport is compatible with multiple print options. You can now print customer addresses, variable messaging, return addresses and the Intelligent Mail® barcode all in a single pass. Configurations allow for print in either black and white or a spot color, up to eight inches by expanding the base. The system can process at speeds up to 700 feet per minute.

### Meet USPS® criteria

This system includes scanning and divert capability. If the printed envelope does not meet USPS® accepted criteria, the mail piece is automatically diverted for reprint.

### Adding more value

The Flexible Inkjet Transport adds value to your operation with labeling capability and is ready-made for integration with our Pitney Bowes Tabber.

Table lengths available: 36", 56" 66" 72"

This product is TUV/CE and RoHS certified.

### Options

56", 66" or 72" bases available

## How to Configure Your System

Design your own system in 4 simple steps.

### Step 1: Choose a feeder

- FeedMAX (6' or 9')
- SE 1500 IJ\*
- SE1800 IJ\*
- 14" Force Flex\*
- 20" Force Flex\*

\*Cabinet stand is required when purchasing either the SE 1500 IJ, SE 1800 IJ or 14"/20" Force Flex



### Step 2: Choose a base

The FIT is available in:

- 36" base
- 56" base
- 66" base
- 72" base

Interconnect ability allows configurations from 36" to 108"



### Step 3: Choose a dryer base

- 20", 30" or 36" high temp dryer
- 30" dryer base
- 36" dryer base
- 4000 watt dryer base
- S-800 near IR 9000 watt dryer base\*

\*The S-800 near IR 9000 watt dryer base can only be used with 36" dryer base



### Step 4: Choose a conveyor

- 6' Speed Sort conveyor
- 9' Speed Sort conveyor
- 6' Speed Up conveyor
- 9' Speed Up conveyor

### Other Options available for greater flexibility

- Print solutions: 2" to 8" of print
- Standalone or integrated divert station

### Need more information or a different configuration?

Speak directly to your sales representative or call for details.

**“Our business strategy is to deploy an integrated, end-to-end mail processing solution, from data quality and integrity, to printing, inserting and sorting. Pitney Bowes has been an excellent choice as our end-to-end solution provider.”**

Robert Swearingen, President and CEO,  
Renkim



## FlowMaster® RS Flex

Superior high-speed inserting that allows you to say yes to virtually any job



The FlowMaster® RS Flex, a superior high-speed inserting system helps mailers meet customers SLAs faster. Process flats at up to 12,000 pieces per hour and letters up to 16,000 pieces per hour. We've added new, advanced features that help boost machine efficiency, improve processing speeds, reduce system stoppages to help maintain uptime, and create greater operator productivity. Enjoy unmatched job application flexibility that can increase productivity up to 15 percent.

**Servo-Powered Friction Feeder Improves Overall Performance:**

Now drive precise placement of any document during a feed cycle. This creates superior feeding and improves feeder-based camera reading. Our servo technology can increase the feeder's longevity five to six times than that of a brake and clutch driven feeder. Replacement time is approximately 15 minutes compared to three to four hours of downtime and lost production.

**New Front Table for Faster Changeover:** The front table now combines front table and turnover for faster transition to different envelope sizes, thus eliminating the need to physically move the full MOS section.

**New Chain Tensioner Extends Uptime:** This helps extend the gripper jaw chain by adding content pressure that prevents excess bounce in the chain that causes premature wear.

**Selective Sealing:** Helps divert incorrect mail to simplify mail piece repair allowing you to maximize your overall productivity and flexibility, as well as reduce your cost per mail piece.

**Options**

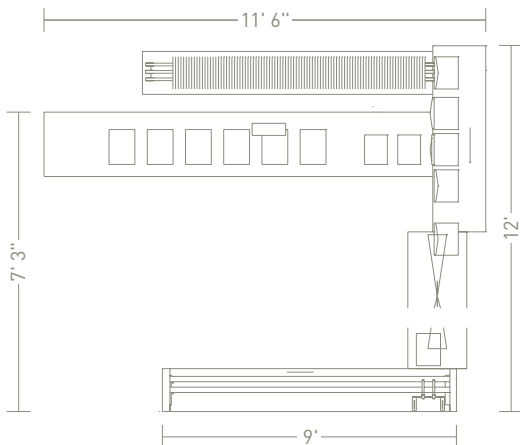
We recommend these additional products to create greater value with your FlowMaster® RS Flex: Flexible Bindery Interface, FMI Cut Sheet Feeder, Speed Sort Conveyor, Flexible Inkjet Transport Base, and Bulk Loader

**Feedable products**

Rotary: single panel glossy, stitched or glued booklets, multiple coupons, chromate sheet, onion skin paper and more

Friction: CD, Z Fold, business cards, stiff booklets, open ended leading inserts, credit cards and more

6 Station 10' x 13' model



Speed	Letter applications to 16,000 pieces/hour Flats up to 12,000 pieces/hour
Envelope size	Letter: #7 through #11 Flats: 10 x 13

## FlowMaster® RS Flex Configurations

Create greater flexibility and productivity with these input and output solutions for the FlowMaster® RS Flex.



FlowMaster® RS Flex with an inline Flexible Bindery Interface and roll system combines your bindery process with the inserter to reduce labor



Add an integrated extra feeder to your FlowMaster® RS Flex to make your 6-station a 7-station and your 9-station a 10-station



FlowMaster® RS Flex with High Boy Inkjet Base input, combined with our Barrel Feeder for inline variable addressing allows you to turn mail pieces over and insert into window envelopes





Bridge Accumulation Transport feeding one-up documents into FlowMaster® RS Flex to bring inline your folding, card attaching or any other offline processes



FlowMaster® RS Flex with inline Flexible Inkjet Transport and Pitney Bowes iSite™ vision solution, a new mobile integrity scanning module that enables direct mailers to produce and track high-integrity mail



FMI Cut Sheet Feeder helps you add high margin, high volume transactional mail processing and inserting with your FlowMaster® RS Flex

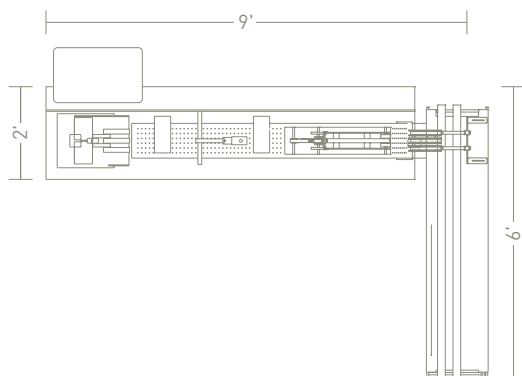
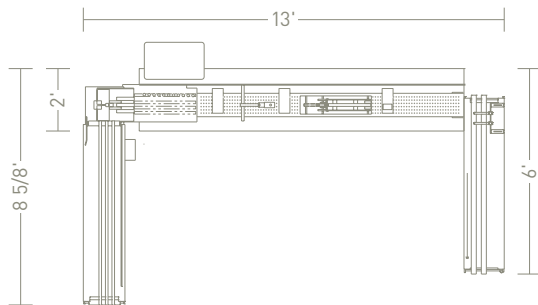


**“Technology is critical in our business, and to that end, we’ve discovered that a relationship with Pitney Bowes delivers lower cost, greater flexibility and an ability to offer more powerful direct marketing solutions.”**

John Childers, President,  
Childers Printing

## Product Attaching System AT2/AT3

Automated product affixing for a wide range of materials and applications



The Product Attaching System is available in two models; the AT2 and AT3. Attach products such as embossed cards, business cards, magnets and more at speeds up to 25,000 mail pieces per hour with precision within 1/8" of tolerance area. Our systems are quick to set up and run and easy to operate.

An operator friendly user interface, the integrated Nordson® Hot Glue system and application changeover in 15 minutes or less lets you sustain a competitive advantage when offering your customers new services.

### Options

Read and Print, matching, verification, Divert Station, Plow Fold, magnetic stripe, reading, additional glue gun, plastic card printing, nine or 12 foot collection conveyor and six, nine or 12 foot sorting conveyor.

### Affixing products

- loyalty cards
- phone cards
- business cards
- credit cards
- insurance cards
- gift cards
- faux cards
- postcards
- magnets
- pouches
- packets
- certified mail

Max. carrier size	14" W x 14" L
Min. carrier size	4" W x 6" L
Max. card size	7" W x 4" L
Min. card size	2" W x 2" L
Card magazine capacity	18"
Carrier magazine capacity	AT2: 6,000 PCS AT3: 18"
Tolerance range	.125"
Speed	AT2: 25,000/hour AT3: 20,000/hour
Electrical	240 VAC, 30A, 1 phase - 2 drops
Drive motor	Variable DC
Air	90 PSI - Nordson Glue System

## Pitney Bowes OnePass™ Solution

Create and affix stored value cards in one single pass



The Pitney Bowes OnePass™ Solution combines our AT2 Product Attaching System with an efficient and flexible intelligent card solution. Attach, match, personalize, encode and track at speeds up to 25,000 pieces per hour all in one single pass. Our solution's acquisition cost is substantially less than competitive systems.

This system provides precise product placement, applying card to carrier within 1/8" of tolerance area, a workhorse card encoder (up to 20 million write/read duty cycle) and a robust SQL database for handling large data files. Included is high quality inkjet printing. As with the AT2 Product Attaching System, this system is quick to set up and run, easy to operate and provides the capacity to process a wide range of materials and applications.

The Pitney Bowes OnePass™ Solution can help reduce your labor costs and achieve a faster return on investment with fewer operators; set up a variety of job types in minutes with a job set-up wizard and minimal maintenance requirements, plus a fast no tool setup.

Max. carrier size	14" W x 14" L
Min. carrier size	4" W x 6" L
Max. card size	7" W x 4" L
Min. card size	2" W x 2" L
Card & carrier magazine capacity	18"
Tolerance range	.125"
Speed	7,500 - 25,000 units/hour (depending on application)
Electrical	240 VAC, 30A, 1 phase - 2 drops
Drive motor	Variable DC
Air	90 PSI - Nordson Glue System

**“Basically, we've taken a six-person operation and are now doing it with one person at double the speed.”**

John Barber, President,  
Summit Direct Mail, Inc.



## FeedMAX® Series

Perfect for feeding magazines, self-mailers, postcards, leaflets, flyers, folders, and other products



FeedMAX



FeedMAX-S

The FeedMAX® Series is ideal for continuous feed applications on in-line bases. Create increased feeder capacity that helps eliminate overhead costs. The included adjustable product guide, our patented Dynamic Rotation Technology® rotators and “Shaker” plate help keep product square, increase separation and improve the overall product handling.

The FeedMAX-S with registration table, bypasses built in shuttle feeder bases for continuous feed applications. Eliminate limitations on feedable product range and stack height by shingling material on a high capacity conveyor that cascades into the feeder hopper. Included is the jogging wedge that pre-shingles product for consistent separation that helps increase productivity by three times.

The FeedMAX Series comes standard with our patented Dynamic Rotation Technology® rotators, “Shaker” plate, six foot autoloader, external run interfaces, and casters.

### Options

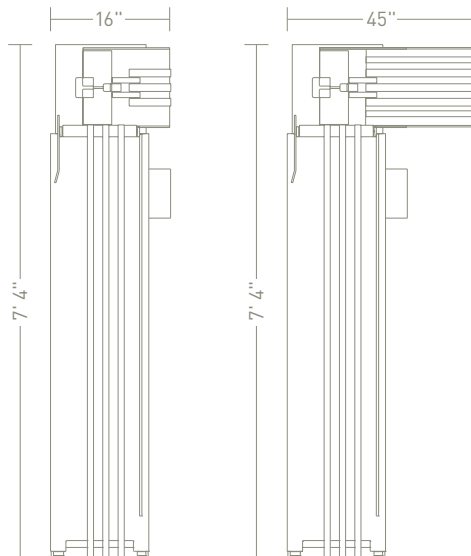
Nine foot autoloader, gear down, gear up, shorter/taller legs, speed following and straight/right angle capabilities

### Feedable products

- envelopes
- single sheets
- chipboard
- flats
- 8 – 64 page signatures
- magazines
- pamphlets
- cardboard
- self-mailers
- booklets
- leaflets
- plastics
- postcards
- folders
- maps
- flyers

FeedMAX

FeedMAX-S



Max. product size	FeedMAX: 15" W x 13" L FeedMAX-S: 14.5" W x 13" L
Min. product size	5" W x 3" L
Speed	Variable to 500 ft. / min
Conveyor length	6' or 9'

## Force Flex

Feed variable thicknesses material within the same feeding stack



Dynamic Rotation Technology<sup>®</sup> rotators can be removed and slid into desired position

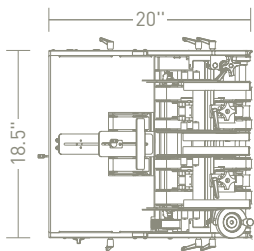
The Force Flex is the ultimate friction feeder that can help your operation increase material feeding and productivity. Force Flex, Precision Nip and Dynamic Rotation Technology<sup>®</sup> rotators all-in-one ensure maximum feeding. Our Force Flex Technology stabilizes the material for a smooth transition through the feeder at speeds up to 60,000 inserts an hour. The Force Flex includes the “Shaker” plate, keeping the product square while helping to increase separation.

Includes separators between the positional belts that apply “flex” to the paper to help extend the life of consumable products and reduce maintenance costs. Belt changes can be done in two minutes to make sure that downtime is minimal.

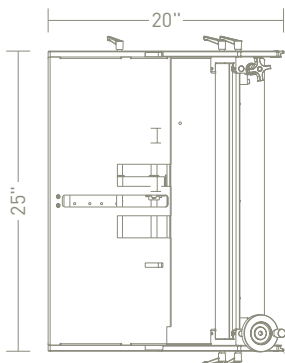
### Options

Electrical Interface

Force Flex 14'



Force Flex 20'



Max. product size	Force Flex 14": 14" W x 17" L Force Flex 20": 20" W x 17" L
Min. product size	1.5" W x 3" L
Max. thickness size	1"
Min. thickness size	.002"
Speed	Up to 60,000/hr
Electrical	120 / 240 VAC / 5 AMP

## Ink Jet Feeder Series

Feed material consistently for a higher throughput



The InkJet Feeder Series integrates easily to existing workcells, is operationally friendly and requires minimal set up time. These feeders feature a specially formulated belt system that helps reduce glazing for greater productivity and quicker return on investment. SE Models come standard with the patented Dynamic Rotation Technology® rotators.

Each feeder comes with heavy duty 1/4" thick powder coated side frames, small product guides and variable speed control.

### Options

Back wedge extension, credit card guides, RCM, gear down, extended hoppers, start/stop interface, right to left functionality

See our complete line of stands on page 29

### Feedable products


- books
- self-mailers
- envelopes
- magnets
- cardboards
- cd cases
- leaflets
- postcards
- flats
- chipboard
- dvd cases
- phone cards
- pamphlets
- credit cards
- flyers



Sliding levers downward lowers the elevator belts

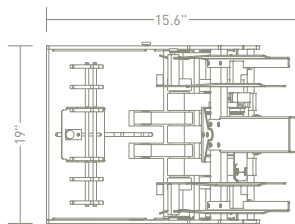


Sliding levers upward raises the elevator belts to increase friction

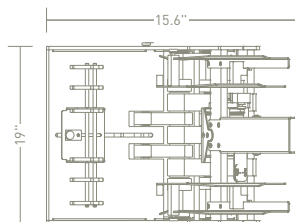


Elevator Belts increase the amount of product you can load in the hopper

SE 1200



SE 1800



Max. product size	SE 1200: 12.25" W X 14" L
	SE 1500: 15" W x 14" L
	SE 1800: 18.125" W x 14" L

Min. product size	3" W x 2" L
-------------------	-------------

Max. thickness size	.75"
---------------------	------

Min. thickness size	.625"
---------------------	-------

Feeder capacity	20" Vertical
-----------------	--------------

Speed	20 to 525 ft./min.
-------	--------------------

Remote start/stop	110, 24, 5 AC-24 DC
-------------------	---------------------


Electrical	120 / 240 VAC
------------	---------------

Drive motor	120 / 240 VAC
-------------	---------------



## Multi-Purpose Feeder Series

Two feeders in one



Switch from feeder to inserter with the quick push of a button

With one simple switch of a button, the Multi-purpose feeder becomes either a fully functional Ink Jet Feeder or a Replacement Pocket Feeder, easily switching from continuous mode to inserter mode. These feeders integrate to existing workcells, are operationally friendly and require minimal set up time for fast return on investment and maximum flexibility and productivity.

Our SE Models include the patented Dynamic Rotation Technology<sup>®</sup> rotators.


Each feeder includes the heavy duty 1/4" thick powder coated side frames, small product guides and variable speed control.

### Options

Select on demand, credit card guides, start/stop interface, A4 Format

### Feedable products

- letters
- engineering
- z-fold
- double parallel
- gate
- half

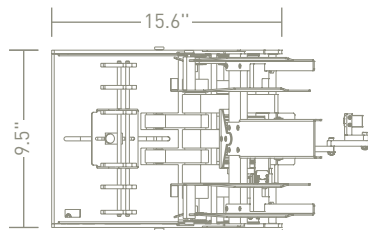


IJ Mode gives the MP feeder continuous inserting capability

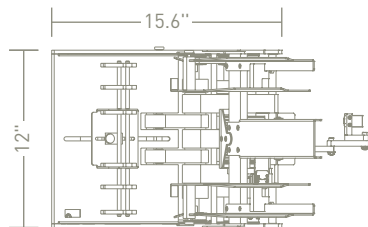


EI Mode gives the MP inserter feeding capabilities

SE 900 MP



SE 1200 MP



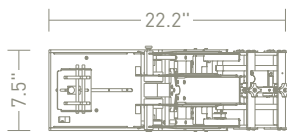
Max. product size	SE 900 MP: 9.125" W x 12.5" L SE 1200 MP: 12.125" W x 12.5" L
Min. product size	3" W x 2" L
Max. thickness size	.625"
Min. thickness size	.004"
Feeder capacity	20" vertical
Speed	SE 900 MP: Variable 20 – 320 ft. / min. SE 1200 MP: Variable 20 – 500 ft. / min.
Remote start/stop	110, 24, 5 AC-24 DC
Electrical	120 / 240 VAC
Drive motor	Variable DC

## Packaging Feeder Series

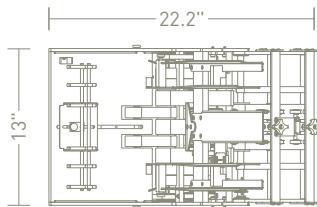
Automate wrapping, inserting, traying and fulfillment applications at speeds up to 60,000 per hour



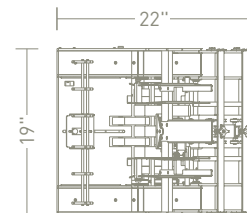
SE 600 PC/PS



SE 1200 PC/PS



SE 1800 PC/PS



Max. product size	SE 600 PC/PS: 6.5" W x 14" L SE 1200 PC/PS: 12" W x 14" L SE 1800 PC/PS: 18" W x 14" L
Min. product size	SE 600 PC/PS: 2.5" W x 2" L SE 1200 PC/PS: 3" W x 2" L SE 1800 PC/PS: 3" W x 2" L

Our Packaging Feeder Series takes applications that were labor intensive and helps them run smoother, increasing productivity. These friction feeders are available in either a single shot on demand (PS) or the batch counting option (PC). Each feeder easily integrates into your existing packaging line and helps deliver product into a predetermined position on the host machine.

The batch counting option (PC) comes with an easy-to-read, user friendly interface to program specific job requirements. The auto restart option can be activated to count out a pre-set count, pause for pre-determined time and then automatically restart to maximize output from the feeder to the application.

Each feeder includes Dynamic Rotation Technology® rotators, time delay, auto restart, single shot, anti-glaze belt formula, business card guides, variable speed control and miss and double detect that will either stop the host machine or send a signal to activate a divert station. These feeders are available in widths ranging from six to 18 inches.

### Options

fault output, encoder, small product setup, double detection, trigger interface, gear down, speed following, credit card guides, bulk autoloader, low product sensor, thicker feed upgrades, catch tray, extended hoppers, eco models, servo drive upgrades


### Feedable products

- booklets
- phone cards
- chipboard
- plastics
- pamphlets
- magnets
- cases
- sleeved CDs
- envelopes
- saddle stitch books
- perfect bound
- corrugated cardboard
- 20lb. bond to 200lb. index

Max. thickness size	.5"
Min. thickness size	.002"
Feeder capacity	20" vertical
Speed	20 to 525 ft./min.
Time delay	10ms. – 5 sec.
Sensor trigger	Triangulated beam
Electrical	120 / 240 VAC
Drive motor	Variable DC

## Add-A-Station Feeders (EX Series)

Add inserting stations quickly



Easy front table mounting with just two simple fasteners

The Add-A-Station feeder is easy to install. Simply clamp the feeder onto your existing inserter's front table and begin inserting. These feeders save space and fit on to today's leading inserters. If you have a six station inserter, now turn it into a seven, eight or nine station inserter. Or, turn a 12 station inserter up to a 20 station inserter. This feeder helps protect your original investment and get the most out of current equipment.


The Add-A-Station is available in two models—SE 900 and the ECO 900 (used for double detect only). The SE 900 Feeder comes standard with our patented Dynamic Rotation Technology® rotators, heavy duty 1/4" thick powder coated side frames, ground fault, product guides and variable speed control.

### Options

Select on demand, credit card guides, 24 AC/DC interface, batch counting, 20" optional hopper

### Feedable products

- loyalty cards
- credit cards
- phone cards
- insurance cards
- business cards



Easy front table mounting

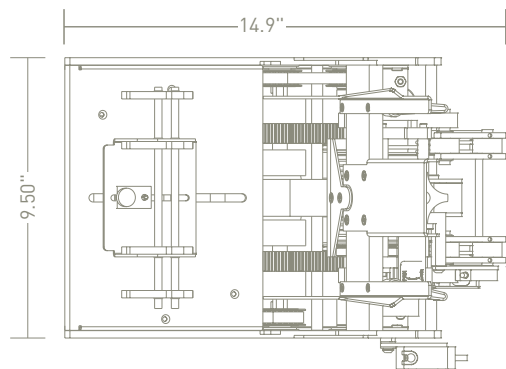


Hold down arm activates feeder



Feeder doesn't inhibit opposing station

Add-A-Station Feeder



Max. product size	SE 900: 9" W x 5.5" L ECO 900: 9.125" W x 5.5" L
Min. product size	5" W x 3" L
Max. thickness size	.25"
Min. thickness size	.002"
Feeder capacity	10" Vertical
Speed	Variable 20 to 350 ft. / min.
Remote start/stop	110, 24, 5 AC-24 DC
Electrical	120 / 240 VAC
Drive motor	Variable DC
Sleep mode	Standard
Double detection	SE 900: N/A ECO 900: Standard

## Replace-A-Station Feeders (EI Series)

Replacement pocket feeder for vacuum style hoppers on swing arm inserters



EI Mode gives the MP inserter feeding capabilities

Begin inserting and increase productivity by simply clamping the Replace-A-Station Feeder onto your existing inserter's front table. Gain greater hopper capacity and consistent feeding of z-fold and thin product material. The Replace-A-Station feeder is easy to install, saves space and fits onto today's leading inserters.

Our SE Model features our patented Dynamic Rotation Technology<sup>®</sup> rotators. Each model comes standard with heavy duty 1/4" powder coated side frames, small product guides and variable speed control.

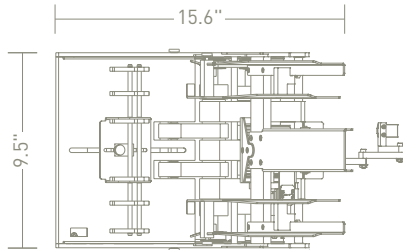
### Options

Select on demand with 24v or vacuum hose attachment, credit card guides, A4 format

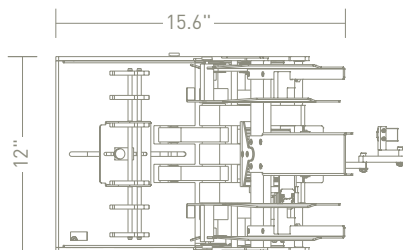
### Feedable products

- letters
- double parallel
- engineering
- z-fold
- gate-fold
- half-fold

SE 900 EI



SE 1200 EI



Max. product size	SE 900 EI: 9.125" W x 12" L
	SE 1200 EI: 11.5" W x 12" L

Min. product size	SE 900 EI 3" W x 3" L
	SE 1200 EI 3" W x 2" L

Max. thickness size	SE 900 EI: .375"
	SE 1200 EI: .735"

Min. thickness size	.002"
---------------------	-------

Feeder capacity	20" Vertical
-----------------	--------------

Speed	Variable 20 to 350 ft. / min.
-------	-------------------------------


Remote start/stop	110, 24, 5 AC-24 DC
-------------------	---------------------

Electrical	120 / 240 VAC
------------	---------------

Drive motor	Variable DC
-------------	-------------

## Pick & Place

Eliminate "hand" placing and reduce overhead



The reciprocating Arm grabs the product with two suction cups



Then the Pick Arm begins to rotate 180 degrees and prepares to accurately place the product



Once the Pick Arm makes its full 180 degree turn, it places the product directly where you want it

Place product directly onto the inserter track at a high rate of speed with our Pick & Place feeder. This feeder contains our Sure-Placer and CD-Placer bays and is compatible to be used with most of today's leading inserters. The included Reciprocating Pick Arm built with dual suction cups grabs product and places it directly into your inserting track or packaging line.

Each feeder has lexan covers, vacuum sensor to capture miss detections, time delay function and 1/4" thick powder coated side frames.

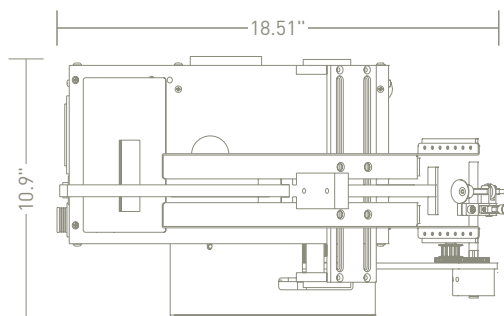
### Sure-Placer Feedable products

- credit cards
- business cards
- sample packets

### CD-Placer Feedable products

- DVDs
- CDs
- mini CDs

Pick & Place



Max. product size	Sure-Placer: 7" W x 4" L CD-Placer: 4.625" W
Min. product size	Sure-Placer: 2" W x 1.5" L CD-Placer: N/A
Max. product thickness	Sure-Placer: Varies CD-Placer: N/A
Min. product thickness	Sure-Placer: Varies CD-Placer: N/A
Capacity	Sure-Placer: 14" product dependent CD-Placer: 10" product dependent
Speed	Up to 3,500/hr.
Time delay	10 ms. to 5 seconds
Electrical	120 / 240 VAC
Drive motor	Variable DC



**“We currently source all of our mailing systems through Pitney Bowes, they have demonstrated their commitment to our business — today we really consider them a partner in our success.”**

Joy Andrews, Director of Customer Service,  
Emdeon

## Plow Fold

Fold and score greeting and gift cards, self mailers and more material in a single pass



Registration area allows the piece to transfer to the scoring and folding areas with utmost precision

In-line scoring device will save time and money by scoring the piece before the folding area

The Plow Fold completes two applications in a single pass, reducing labor and printing costs. Gain flexibility with multiple folding configurations at speeds over 25,000 per hour. In addition to folding, the Plow Fold includes a registration input with scoring device.

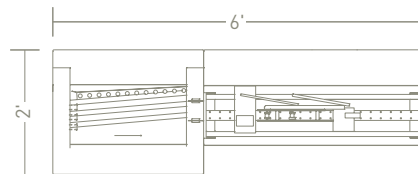
Maintain SLAs with fast set up and job changeovers with our mounted cross slide that enables horizontal and vertical movement.

By simply removing four bolts, the Plow Fold output can be used off line. Attach this system to our FeedMAX®-S high capacity feeder and collection conveyor systems for an endless list of applications.

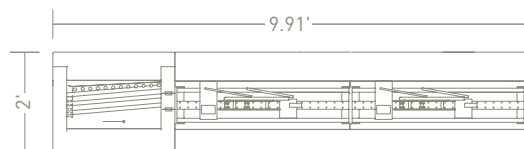
### Options

inside/outside printing, glue tabbing, labeling, coding, ink jetting, verification, single or double configuration

Single



Double



Height	32" - 37"
Max. sheet size	8.5" W x 11" L
Min. sheet size	6" W x 4" L
Speed	Plow Fold, Single: Varies up to 100 ft./min. Plow Fold, Double: Varies up to 500 ft./min.
Thickness	Varies by product
Electrical	230 VAC / 1 PH / 20 AMP

## Flexible Bindery Interface

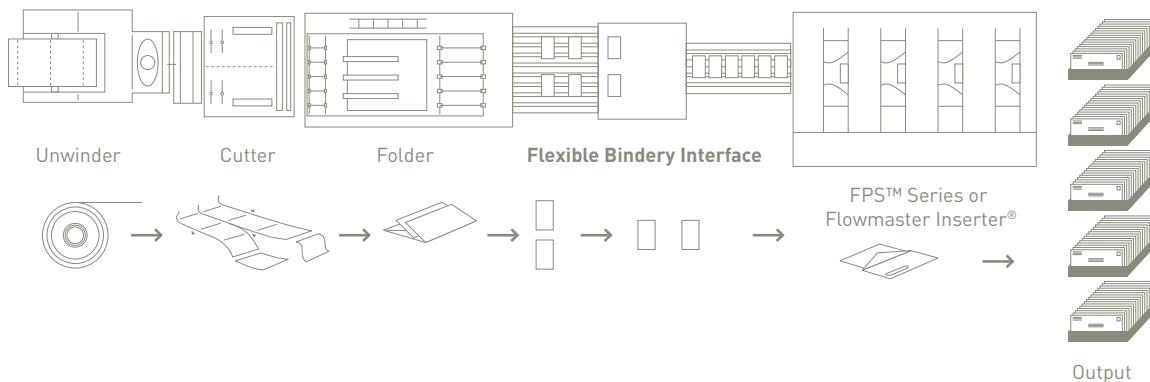
Increase productivity by automating processes, consolidate workcells and expand services



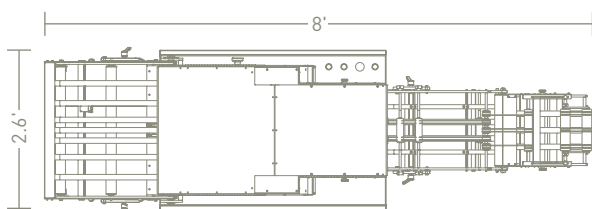
The Flexible Bindery Interface is easy to set up and requires minimal operator training to run. It can help align your existing bindery interface so that folded material feeds directly into a high speed inserter's enclosure feeder all inline. The input allows you to replace multiple manual loading and transport processes with a seamless material flow at speeds up to 14,000 mail pieces per hour.

The Flexible Bindery Interface enables workcell integration in your mail operations. It delivers new opportunities to consolidate floor space and establish a more ergonomic and productive working environment that helps maximize savings with reduced operational costs. Integrating the Flexible Bindery Interface with a Pitney Bowes inserter can save up to 50% less labor versus legacy swing arm systems and up to 20% less labor than most other high speed inserters

Integrating bindery operations with high-speed inserters can help to increase your customer base by expanding capabilities beyond traditional roles with the addition of services for transactional mailers. Additional value-add features include integrating scalable integrity to application processing for a more comprehensive offering of quality mail pieces.



Flexible Bindery Interface



Max. paper size	19" W (2-up)
Min. paper size	7" W (1-up)
High volume letters in page sizes:	8.5" x 11" 7" x 11" 8.5" x 14" 8.5" x 17"
Paper weight	18 LB – 80 LB cover
Transport length	96"
Speed	Up to 14,000 pieces/hour



## Tabber

Tab, label, stamp and affix



The Pitney Bowes Tabber can help increase productivity and provides your company flexibility when offering additional value added services to your customers. The tabber supports all USPS® formats, can be upgraded to handle wide format media and can easily be used as part of an inline process with inkjet addressing systems or as a standalone unit.

Max. media size	13.5" W x 17" L
Min. media size	3" W x 5" L
Media thickness	20# single sheets to 5/8"
Speed	Up to 30,000 pieces per hour (single tab mounted on 8.5" length product)
Weight	350 lbs.
Roll size support	Up to 19.5" diameter mounted on 3" core
Tab/table width	75" backer width to 2" back (4.5" backer width with 4" system)
Product dimensions	37" L x 33"W x 71"H

## Conveyors

### Collect finished mail easily

Choose from our five conveyors to help complete your operation. Each conveyor integrates simply, is completely mobile and solidly constructed.



#### Small Product Conveyor

Ideal for transferring small product to a variable speed three foot extension shingling conveyor, this conveyor comes with a transfer collector device helping create the perfect shingle.



#### Speed Sort Conveyor

This conveyor provides you a superior level of offset sorting. The innovative design accurately offsets mail pieces from existing equipment. Nine foot conveyor and adjustable height features is standard.



#### Slow Moving Conveyor

Used to accumulate shingled product from an inkjet inserter, this conveyor has variable speed capability with 100 feet per minute maximum speed. 90 degree product knockdown is standard. Straight away configuration is available.



#### Vacuum Conveyor

This conveyor accommodates a wide range of material and widths with its endless two inch vacuum belt and adjustable product transport belt. Nip rollers and product guides come standard and help control material.

	Small Product	Slow Moving	Speed Sort	Vacuum
Max. media	11" W	15" W	15" W	15" W
Min./Max. height	35.5" – 39.5"	29.5" – 33.5"	29.5" – 33.5"	35.5" – 39.5"
Speed	Up to 700 ft./min.	Up to 100 ft./min.	Up to 100 ft./min.	Up to 750 ft./min.
Conveyor length	6' and 9'	6', 9' and 12'	6', 9' and 12'	6' and 9'

## Bump Turn

Rotate product to make ready for collection



The Bump Turn runs either as a standalone unit or inline with inkjets, tabbers, folders, stitchers and trimmers. This product takes material as it is originally presented and rotates it 90 degrees either right or left to make it ready for collection. Fast and simple to integrate, you can run up to 30,000 pieces per hour helping to increase productivity while reducing labor costs. Features include angle adjustments, left and right bump turning, variable speed and multi-bump positioning.

The Bump Turn provides smooth transition at high speed.

### Feedable products

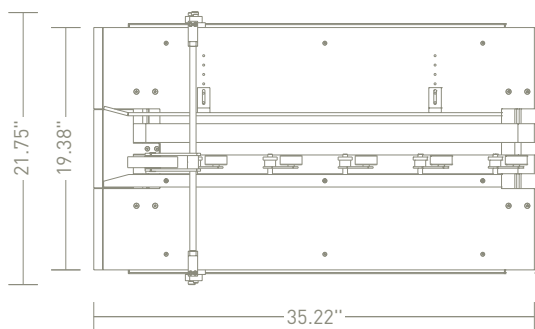
- tri-fold
- bi-fold
- quarter fold
- thin magazines
- letter folds
- leaflets
- z-folds
- hangers
- pamphlets



Product is presented to the Bump Turn pre-bump pin

With the help of the Bump Turn belt and pin, the product turns

Now running straight ahead the product is ready to be presented to an inkjet or tabber



Max. input height	35"
Min. input height	21"
Max. output height	35"
Min. output height	32"
Max. product thickness	.125"
Max. product width	12"
Speed	20 – 500 ft./min.
Electrical	120 VAC, 3 AMP
Product dimensions	19.5" W x 35.25" L x 33.25" H
Weight	49.5 lbs.

## Belt Turnover

Create in-line applications with a simple turn



After an item is inserted into the envelope it heads to the Belt Turnover, face down

Once the product is inside the Belt turnover, the gum belts and product guides flip the envelope over

The envelope then arrives at the output to be metered, printed or labeled

Easy to integrate and fast to set up, the Belt Turnover helps increase productivity by turning material directly from your in-line inserter face-up to be metered, printed or labeled. Available in a 10" x 13" model that comes equipped with 2 1/4" wide grip gum belts (helping to handle glossy products), clear, durable lexan covers, open cover sensor and an extended support rod, providing greater control (up to 11" wide material). Adjustable belts are included to increase belt to product friction, helping eliminate "slip feeding".

All Belt Turnovers include a limited 2-year warranty.

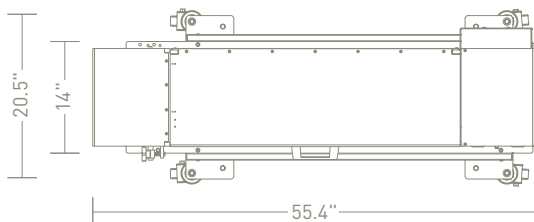
### Options

Left to right or right to left product output capabilities

### Feedable products

- flats
- postcards
- #10 envelopes
- folded booklets

SE 900 EI



Max. height	37"
Min. height	30"
Thickness gauge	.002" to 3/8"
Max. product size	10" x 13"
Electrical	120 VAC / 240 VAC
Drive motor	Variable DC

## Stands

Add stability and versatility

Choose from our three stands to help complete your operation. Feel confident that your feeder will continue to operate efficiently when placed on our stands. Each stand features heavy duty body construction to ensure stability.

### Versatile Platform Stand

This stand features a fully adjustable 18" W x 18" L rotating platform, forward stand construction for straddling infeed conveyors and a low profile forward leg extension to slide under cabinet style systems. This stand comes with rear wheel placement for easy mobility and flexibility.



### Cabinet Stand

This stand features a large 18" W x 30" L platform to securely hold today's feeders.



### Sure-Jet Cabinet Stand

This stand features a 23 3/4" W x 24" L platform. Included is a fully enclosed cabinet that is perfect for storing tools, products and supplies.



Max. height	Versatile Platform Stand: 42.5" Cabinet Stand & Sure-Jet Cabinet Stand: 36.5"
Min. height	Versatile Platform Stand: 29.5" Cabinet Stand: 34" Sure-Jet Cabinet Stand: 31.75"
Platform size	Versatile Platform Stand: 18" x 18" Cabinet Stand: 18" x 30" Sure-Jet Cabinet Stand: 23.75" x 24"
Platform thickness	.25"

**“Before installing FlowMaster® inserting systems we had eight swing-arm machines. Pitney Bowes systems pay for themselves in terms of increased output and reduced labor.”**

Chris Kropac Jr., President,  
PCI Group

Pitney Bowes has the software, services and hardware for end-to-end mailstream solutions that integrate and optimize the flow of mail, documents and packages across a range of business operations.

Pitney Bowes Direct Mail Solutions  
12050 49th Street N.  
Clearwater, FL 33762  
Toll-free: 800-467-3783  
Telephone: 727-571-3330  
[www.pb.com/directmailsolutions](http://www.pb.com/directmailsolutions)

Pitney Bowes Inc.  
37 Executive Drive  
Danbury, CT 06810-4148  
Toll-free: 877-536-2736  
Telephone: 203-792-1600  
[www.pb.com](http://www.pb.com)

